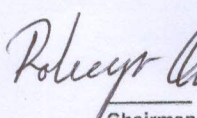
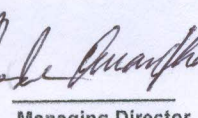
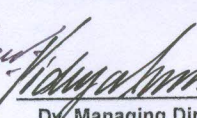



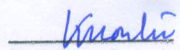
CASH FLOWS STATEMENT
FOR THE THIRD QUARTER ENDED MARCH 31, 2020

UNAUDITED

Particulars	Taka in '000	
	01 Jul, 2019	01 Jul, 2018
	to 31 Mar, 2020	to 31 Mar, 2019
Cash Flows from Operating Activities :		
Collections from turnover and others	436,568	516,464
Payments for costs and expenses	(452,247)	(510,635)
Financial Expenses	(15,027)	(10,468)
Advance Income Tax	(2,468)	(3,010)
Net Cash used in Operating Activities	(33,174)	(7,649)
Cash Flows from Investing Activities :		
Acquisition of Property Plant and Equipment	(15,043)	(7,507)
Investment in Shares	-	-
Investment in FDR	-	-
Net Cash used in Investing Activities	(15,043)	(7,507)
Cash Flows from Financial Activities :		
Received from Bank Loan and Others	21,214	31,925
Payment of Overdraft and Bank Loan	(31,452)	-
Dividend Paid	-	-
Net Cash used in Financial Activities	(10,238)	31,925
Increase/(Decrease) in Cash and Cash Equivalent	(58,455)	16,769
Cash and Cash Equivalents at beginning of the year	124,324	67,156
Cash and Cash Equivalents at Closing	65,869	83,925
Net Operating Cash Flow Per Share (Restated)	(0.45)	(0.10)
N.B. Effect of Exchange Rate Changes	2,624	2,836

Chairman Managing Director Dy. Managing Director Chief Financial Officer


 Company Secretary